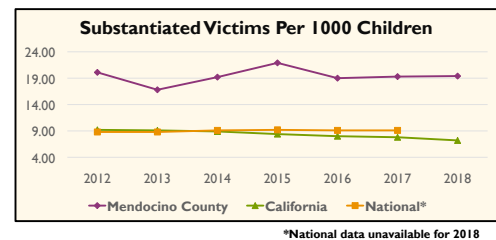
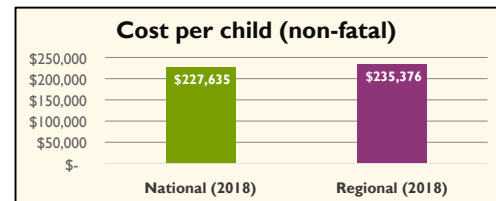
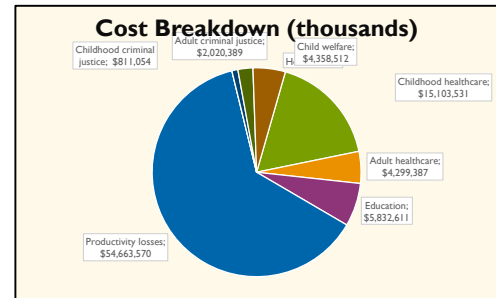




Year	2018			
Region	Mendocino County			
Number of substantiated child victims	370			
Number of substantiated child victims as % of child pop.	1.94%			
Cost per child (non-fatal)	\$ 235,376			
	<u>Subtotal by Child</u>	<u>Subtotal by County</u>	<u>Breakout by Child</u>	<u>Breakout by County</u>
Healthcare	\$ 52,440	\$ 19,402,918		
Childhood healthcare			\$ 40,820	\$ 15,103,531
Adult healthcare			\$ 11,620	\$ 4,299,387
Education			\$ 15,764	\$ 5,832,611
Productivity losses			\$ 147,739	\$ 54,663,570
Criminal justice	\$ 7,653	\$ 2,831,443		
Childhood criminal justice			\$ 2,192	\$ 811,054
Adult criminal justice			\$ 5,461	\$ 2,020,389
Child welfare			\$ 11,780	\$ 4,358,512
Number of substantiated child victims (fatal)	-			
Cost per child (fatal)	\$ 1,256,593			
Healthcare				15,164
Productivity losses				1,241,429
Total economic burden (Rounded)	\$ 87,100,000			

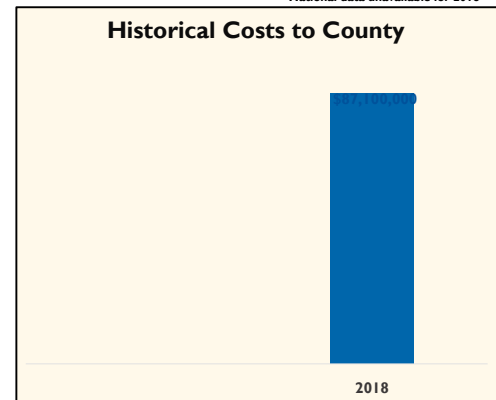


Sensitivity Analysis

	Number of Child Victims			Estimate (\$ Rounded)
	Non-Fatal	Fatal	% of child population	
Substantiated	370	-	1.94%	\$ 87,100,000
Reported	1,904	-	9.97%	\$ 448,200,000
Estimated	2,197	-	11.50%	\$ 517,200,000

Comparison Points

Indicator	Per-Unit Cost	Preventing all abuse could pay for...	Unit
Cost to send one student to a 4-year college	\$ 106,921	815	Students receiving a college education
Cost for one year of preschool in California	\$ 9,680	8,998	Years of preschool
Cost of building one mile of interstate	\$ 31,023,600	3	Miles of new interstate
Cost of buying a home in Mendocino County	\$ 437,677	199	Median-priced homes
County's annual Operating Budget	\$ 332,769,939	26%	% of County's Operating Budget
<i>Insert your own indicator here</i>	\$ -		



Number of reported child victims	1904	
That's one child every...	276.05	minutes
That's one child every...	4.60	hours
That's one child every...	0.19	days