

The evolution  
of hope:  
How we can ensure  
the safety and  
success of every  
child in America

# SAFE STRONG SUPPORTIVE

David Sanders  
Maritza Lorenzana

casey family programs

SAFECHILDRENSTRONGFAMILIESSUPPORTIVECOMMUNITIESSAFECHILDRENSTRONGFAMILIESSUPPORTIVE  
COMMUNITIESSAFECHILDRENSTRONGFAMILIESSUPPORTIVECOMMUNITIESSAFECHILDRENSTRONGFAMILIES  
SUPPORTIVECOMMUNITIESSAFECHILDRENSTRONGFAMILIESSUPPORTIVECOMMUNITIESSAFECHILDRENSTRONG  
FAMILIESSUPPORTIVECOMMUNITIESSAFECHILDRENSTRONG  
FAMILIESSUPPORTIVECOMMUNITIESSAFECHILDREN  
STRONGFAMILIESSUPPORTIVECOMMUNITIESSAFE  
CHILDRENSTRONGFAMILIESSUPPORTIVECOMMUNITIES

safe children | strong families | supportive communities



## Who we are

Casey Family Programs is the nation's largest operating foundation focused on safely reducing the need for foster care and building Communities of Hope for children and families across America.

# SAFE STRONG SUPPORTIVE

The evolution of hope

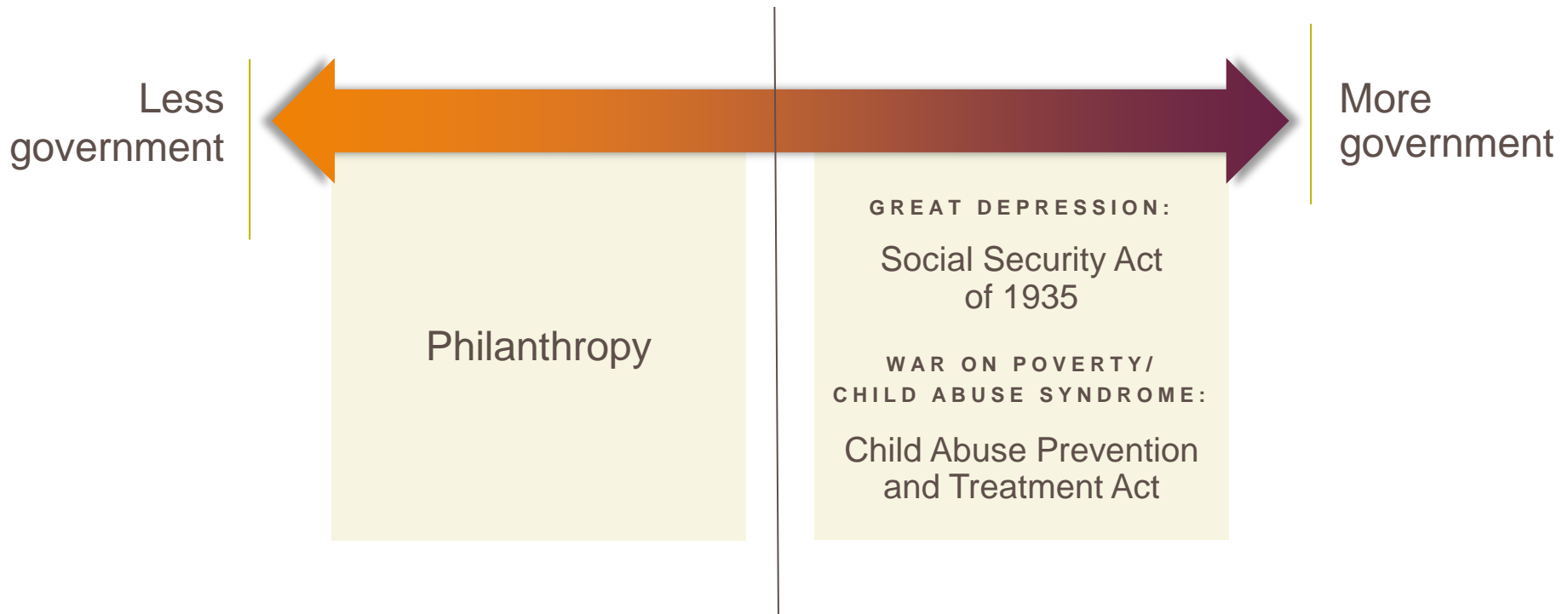
## HOW WE GOT HERE



## Child rescue (1800s)

- Child labor laws and mandatory education laws were codified in the United States.
- During this period, social welfare reformers removed children not only from the streets, ***but also from their families***. They placed these children into orphanages or on orphan trains.

# Role of federal government in the lives of families





# Child Protection System

CPS primarily evolved in response to **child deaths and serious abuse** to serve the most at risk population. It is not designed to handle the millions of referrals received involving **neglect**.

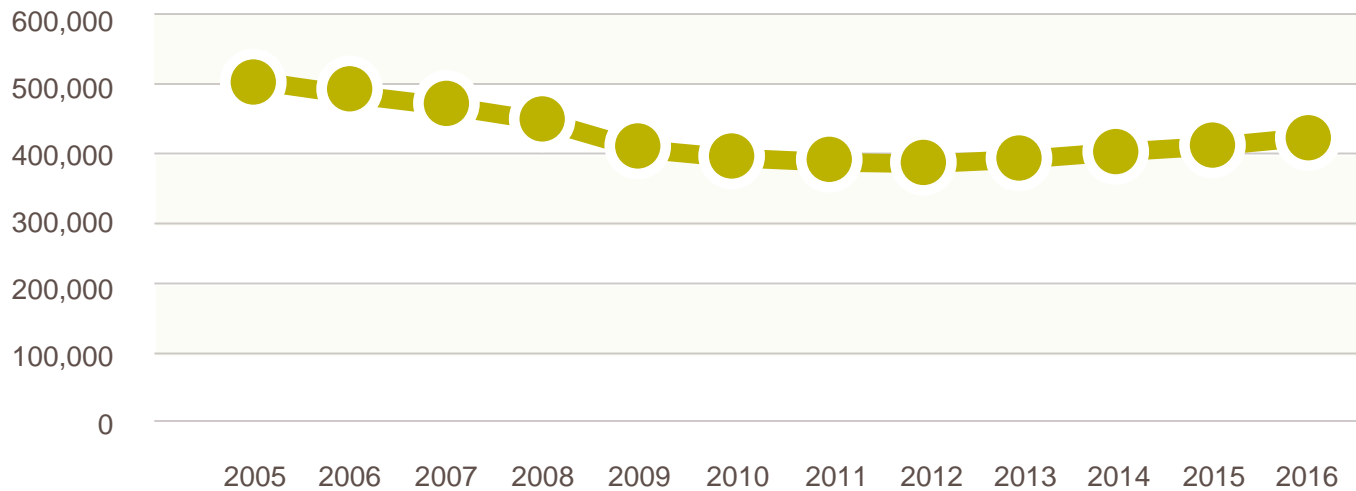
# SAFE STRONG SUPPORTIVE

The evolution of hope

# WHERE WE ARE TODAY

# Children in foster care

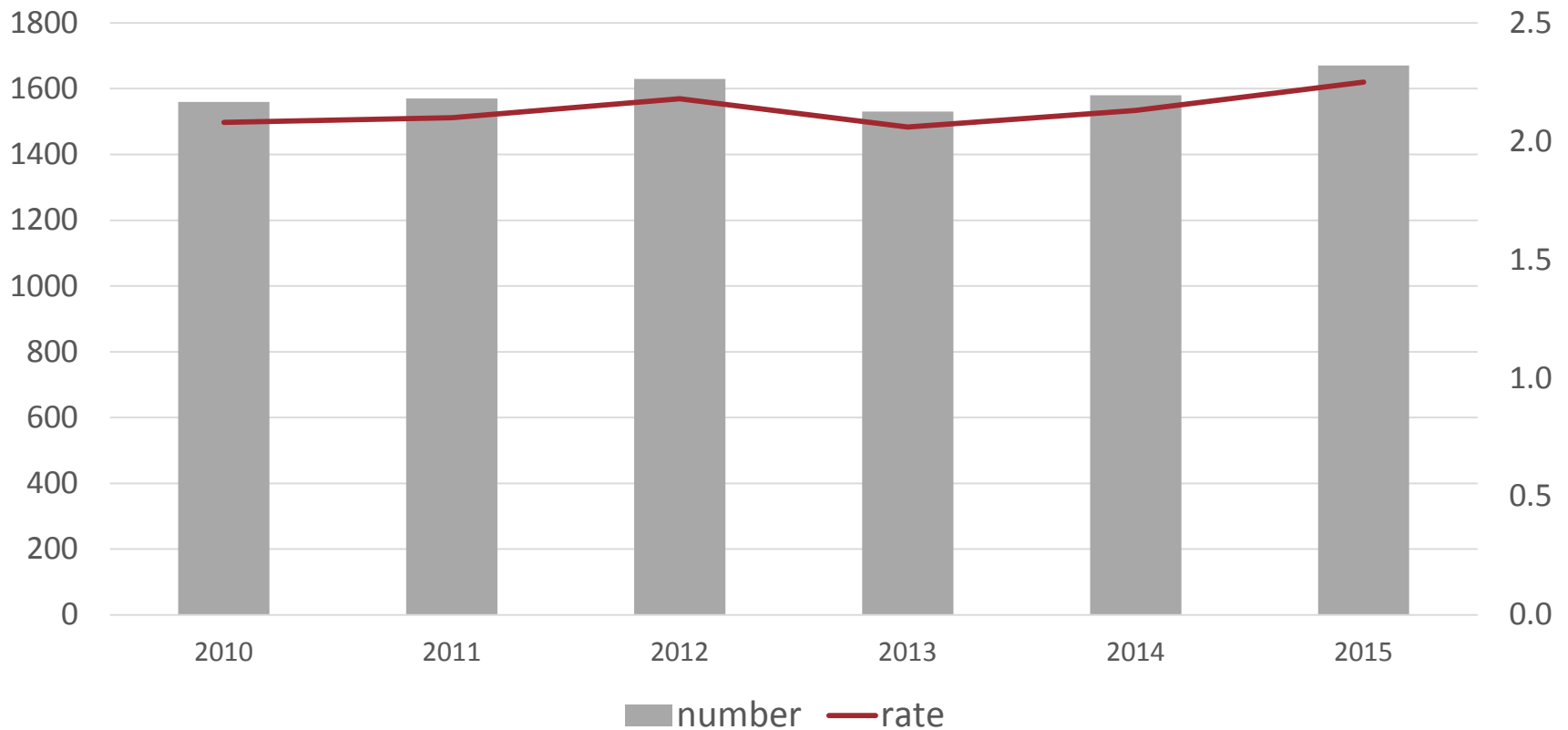
## Number of children in care nationally



\*2016 is an estimate based on data from 38 states that has been received and processed to date.  
Data source: State-submitted AFCARS files as of Data Advocacy 12/8/2016.



# Child maltreatment fatalities in the U.S.



\*Rate per 100,000 children



# Improved safety

10%

---

Nationally, about **10%** of all children who are victims of maltreatment experience another incident of maltreatment **in 12 months.**

6.4%

---

Nationally, about **6.4%** experience repeat maltreatment **in 6 months.**

# The numbers in Idaho (2015)

- **Received CPS investigation:** 12,233 children (up 36 percent from 2011)
- **Confirmed as victims:** 1,623 children (up 10 percent from 2011)
- **In foster care:** 1,341 children (rate is relatively stable)
- **Deaths from abuse or neglect:** 6 children



# Idaho children's safety

3.1%

In Idaho, **3.1%** of all children who are victims of maltreatment experience another incident of maltreatment **in 6 months.**

6.4%

Nationally, about **6.4%** experience repeat maltreatment in **6 months.**



# Federal government investments

## \$4.8 billion

---

**\$4.8 billion** is available under Title IV-E of the Social Security Act to maintain children in foster care.

## \$652 million

---

**\$652 million** is available under Title IV-B to for practices and interventions aimed at strengthening families and keeping children safely at home.

# SAFE STRONG SUPPORTIVE

The evolution of hope

# EVOLVING FOR THE FUTURE

# Commission to Eliminate Child Abuse and Neglect Fatalities

- Established in 2012
- Charged with developing a national strategy to reduce and eliminate child abuse and neglect fatalities
- Held 11 public hearings over two years
- Issued findings and recommendations in March 2016



# Short-term recommendation: Identify and hone in on common risks

States should:

- **Review fatalities** from the previous five years.
- Identify the **common factors** involved in cases where children were at highest risk in their community.
- Look at current cases that **share characteristics that may be consistent** with a child abuse and neglect fatality.
- **Identify strategies to help those families** improve safety for children before children are harmed.





# Short-term recommendation: Prioritize young children and their families

- **Review policies on screening**, particularly reports for young children — those under age 3 — to make sure that they are seen by someone, that they aren't left isolated, and that they receive an appropriate response.
- **Prioritize young children** and their families for services, with a heightened urgency for those children under age 1.
- Better align **federal funding** with desired outcomes.



## A public health approach to safety

- Begins with changing **community conditions**, not by “treating” individuals.
- Works with **population-level** data looking for patterns in conditions or places.
- Emphasizes **prevention** over (punitive) intervention.
- Considers **changing norms** an essential component.

# The CDC's public health model

1. Defining and measuring the problem (**surveillance**)
2. Identifying **risk and protective factors** for communities and individuals
3. Developing **intervention strategies** and evaluation
4. Conducting broad **multi-strategy implementation**

Dahlberg LL, Krug EG. Violence: a global public health problem. In: Krug E, Dahlberg LL, Mercy JA, Zwi AB, Lozano R, eds. *World Report on Violence and Health*. Geneva, Switzerland: World Health Organization; 2002:1-56.

# We're all in this together

Child welfare agencies today have a unique role in ensuring immediate child safety, but they can't be the only entities responsible for child safety and well being.

- Communities of Hope
- Three-branch lens
- Constituent voices



## Video

- Johnson County Community of Hope



## Video

- Casey Excellence for Children Award winner, Maritza Lorenzana

# SAFE STRONG SUPPORTIVE

## Discussion