



Family Experiences During COVID-19 Data Webinar

Thursday, April 29, 2021

Viewpoints and thoughts shared are not necessarily representative of the California Department of Public Health, the California Department of Social Services, or the State of California

Zoom Housekeeping



Minimize Distractions

Lines have been muted, but please be sure to mute yourself during the presentation.



Technical Issues

For any technical issues, please **send a message directly to the host** through the chat box.



Engage and Participate

Ask questions in the Q&A or chat box

Essentials for Childhood Initiative

Mission & Vision



All California children, youth, and families thrive in safe, stable, nurturing relationships, and communities where they live, work, and play.



Support and participate in mutually reinforcing activities and strategies across multiple agencies and stakeholders that optimize the health and wellbeing of all children in California.

Webinar Presenters



Lori Turk-Bicakci, PhD
Senior Program Director for KidsData
Population Reference Bureau



Robert Sege, MD, PhD
HOPE Project Director, Center for
Community-Engaged Medicine
Tufts Medical Center



Family Experiences the During COVID-19 Pandemic

Lori Turk-Bicakci

April 29, 2021

www.kidsdata.org

Agenda

- Questionnaire Overview
- US and California Findings
- Accessing California Data
- Implications of US Findings
- Data Snapshots

Questionnaire Overview

About the Questionnaire

- **Purpose:** Inform on effect of pandemic on children and families
- **Audience:** Child-serving organizations, medical practitioners, advocates, and others
- **Approach:**
 - One survey – Two samples
 - Web-based questionnaire, 48 questions
 - Internet panel samples
 - Three waves, starting November 2020

Primary Objectives

- **National**

- Measure the impact of the pandemic on family life, adverse childhood experiences and positive childhood experiences
- Develop tools/resources for pediatricians and home visitors

- **California**

- Inform on experiences during the pandemic of families and children at the state level and how experiences vary within the state
- Inform on the experiences during the pandemic of families who have children with special health care needs

Collaborators

- American Academy of Pediatrics (**AAP**)
- Centers for Disease Control and Prevention (**CDC**)
- Prevent Child Abuse America (**PCAA**)
- Tufts Medical Center, Healthy Outcomes from Positive Experiences (**HOPE**)

CA-focused work

- Lucile Packard Foundation for Children's Health (**LPFCH**)
- California Department of Public Health Essentials for Childhood Initiative (**EfC**) led by the California Department of Public Health, Injury and Violence Prevention Branch and California Department of Social Services, Office of Child Abuse Prevention
- KidsData at PRB

Questionnaire Samples

	US Sample	California Sample
Sample Size	3,000 (326 from CA)	1,526
Female	55%	54%
Education		
HS diploma or less	38%	42%
4-year degree or more	31%	30%
Income		
Under \$30,000	27%	28%
\$100,000 or above	23%	25%
CSHCN	32%	29%

Questionnaire Samples (cont.)

	US Sample	California Sample
Black	12%	5%
White	55%	28%
Hispanic/Latino	23%	49%
Asian	3%	9%
Native American	1%	2%

Questionnaire Content

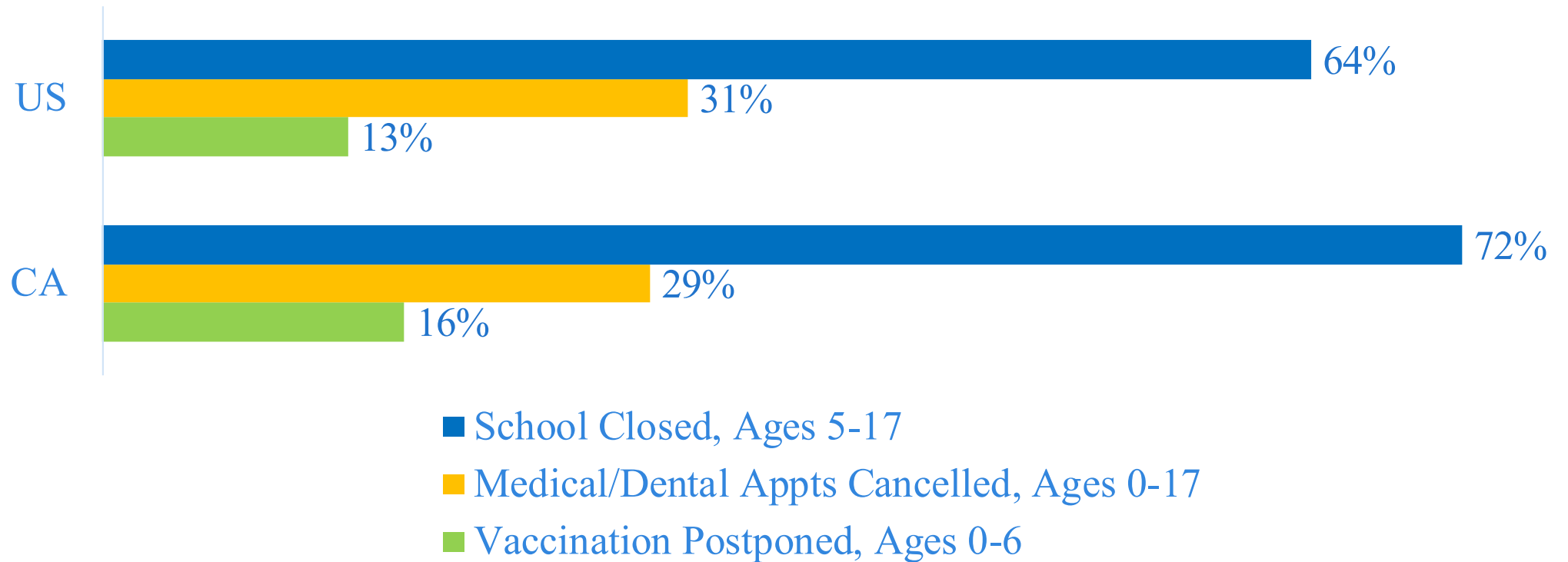
- Disruptions in education, health care, and social activities
- Emotional and behavioral health
- Economic security
- Child and caregiver safety
- Adverse childhood experiences
- Positive childhood experiences
- Caring for children with special health care needs

US and California Findings

Disruptions

March to November 2020

Households with Children Experiencing School Closure, Cancelled Medical or Dental Appointments, and Postponed Vaccinations, by Age Groups

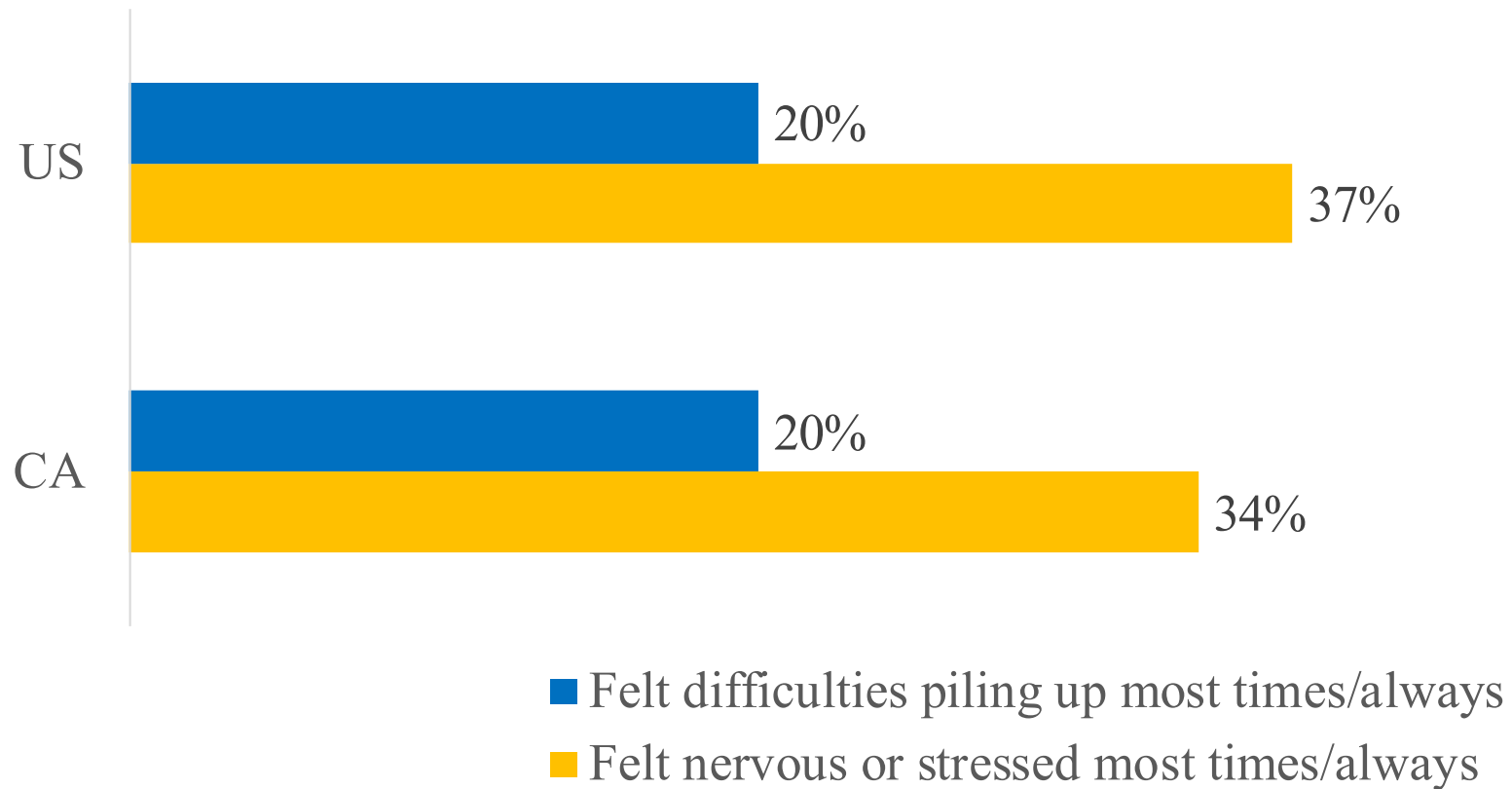


Note: At least one child in age group in household

Emotional Health

March to November 2020

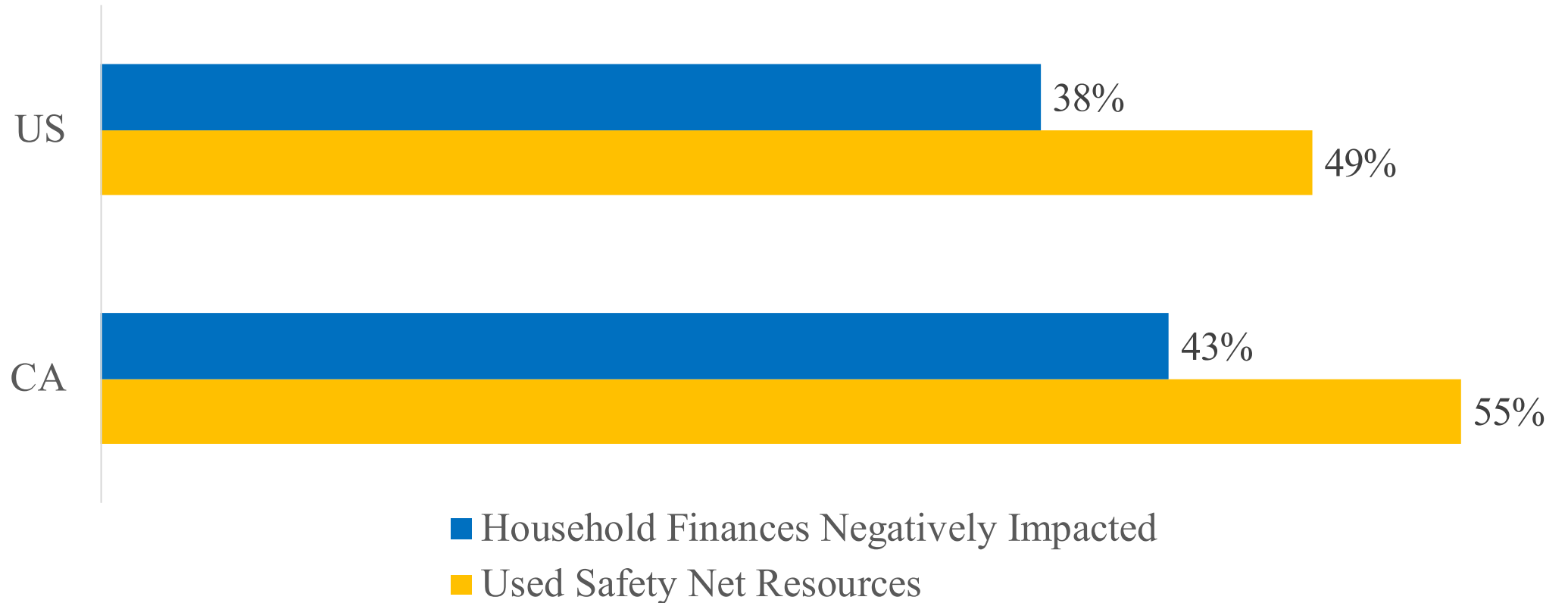
Caregivers Felt Difficulties Piling Up and Felt Nervous or Stressed



Economic Security

March to November 2020

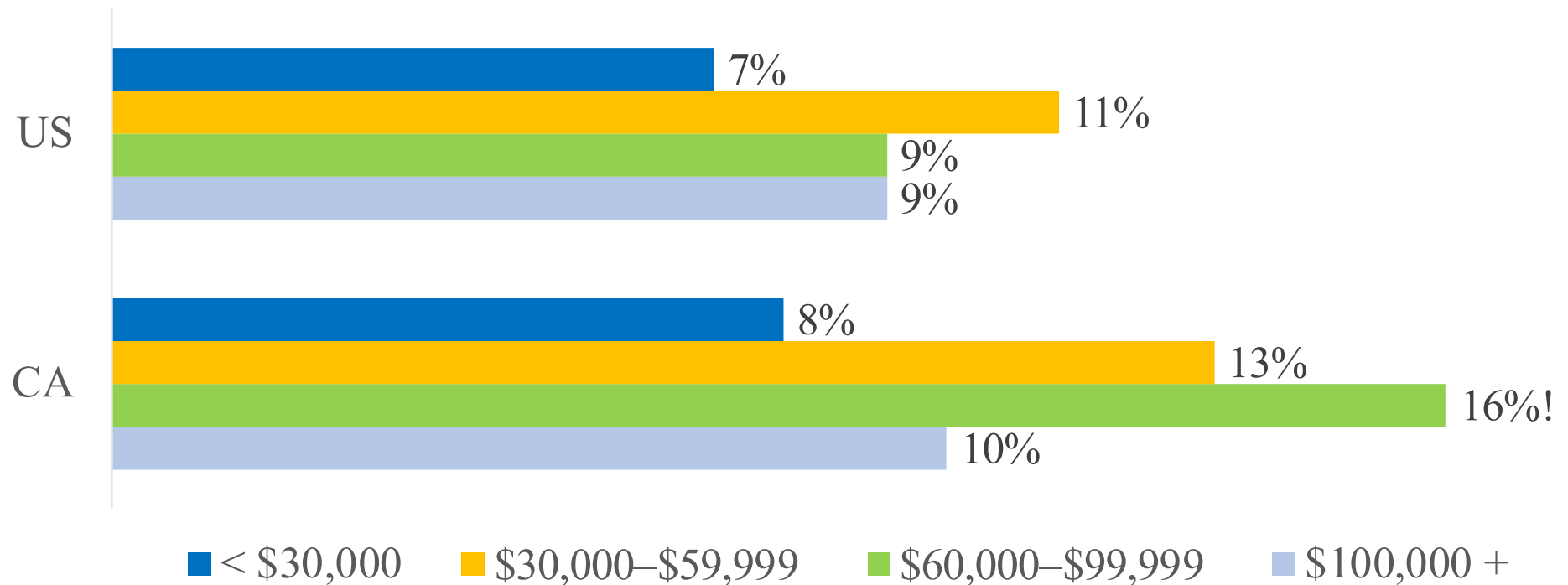
Change in Household Finances and Use of Safety Net Resources



Economic Security (cont.)

March to November 2020

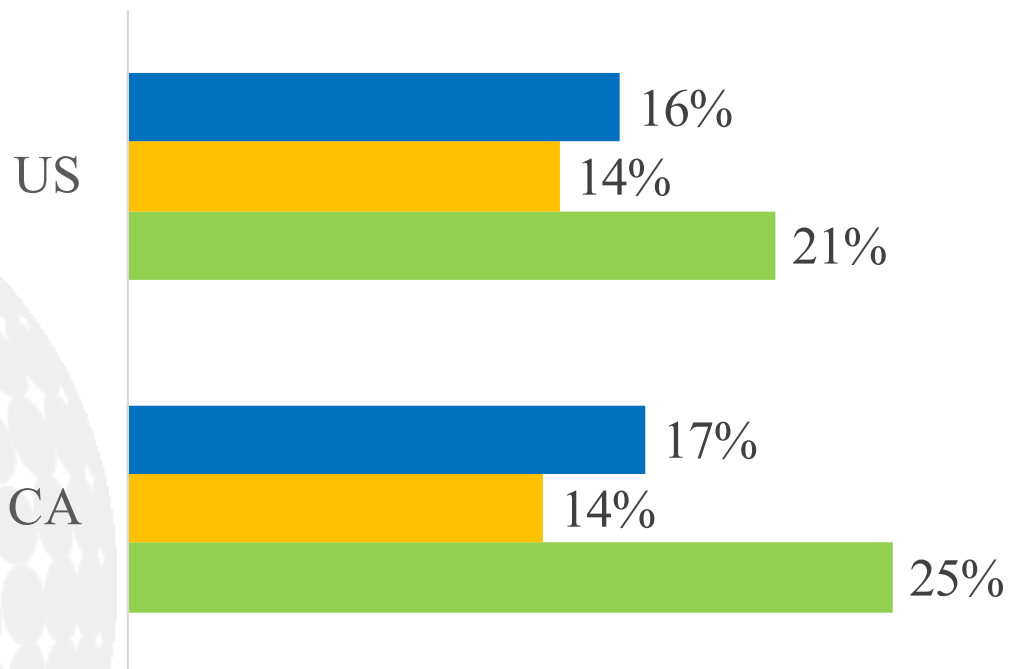
Families Accessed Social Safety Net Resources for First Time
After March 2020, by Income Level



Note: The notation“!” indicates that the margin of error is between 5 and 10 percentage points

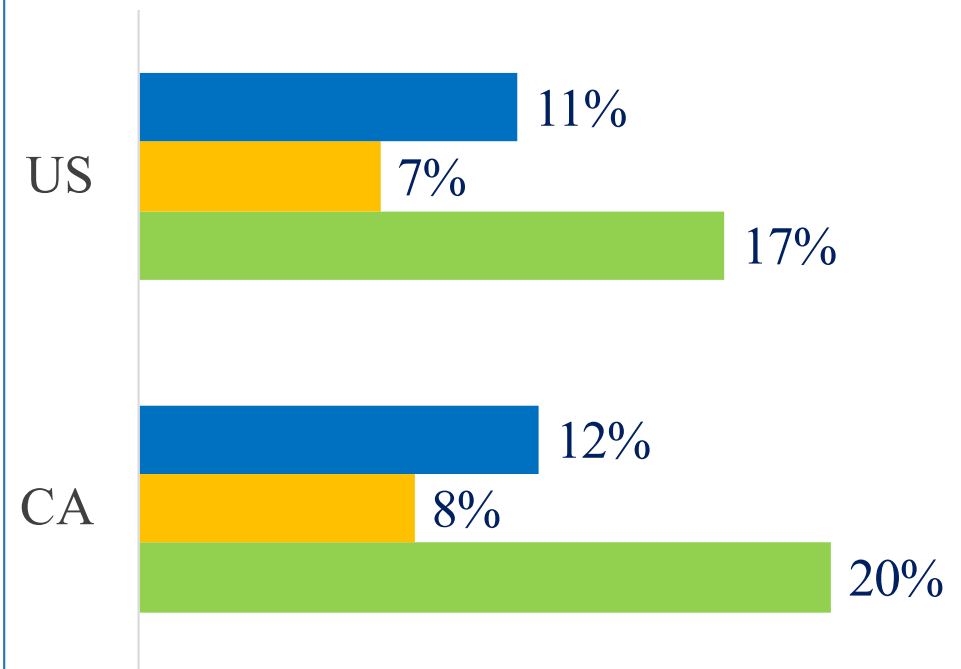
Child Safety

Child Spanked, Slapped, Hit in Last Seven Days



- All households
- Households without CSHCN
- Households with CSHCN

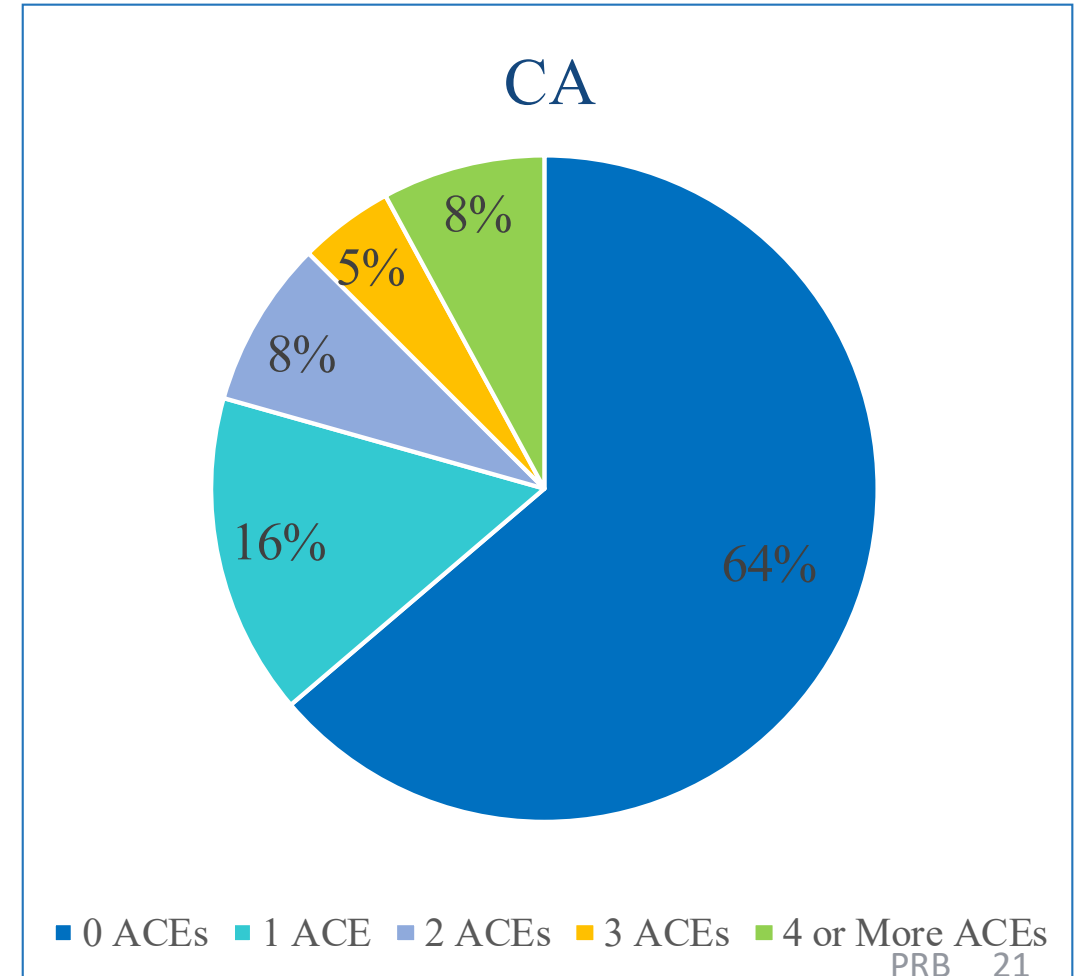
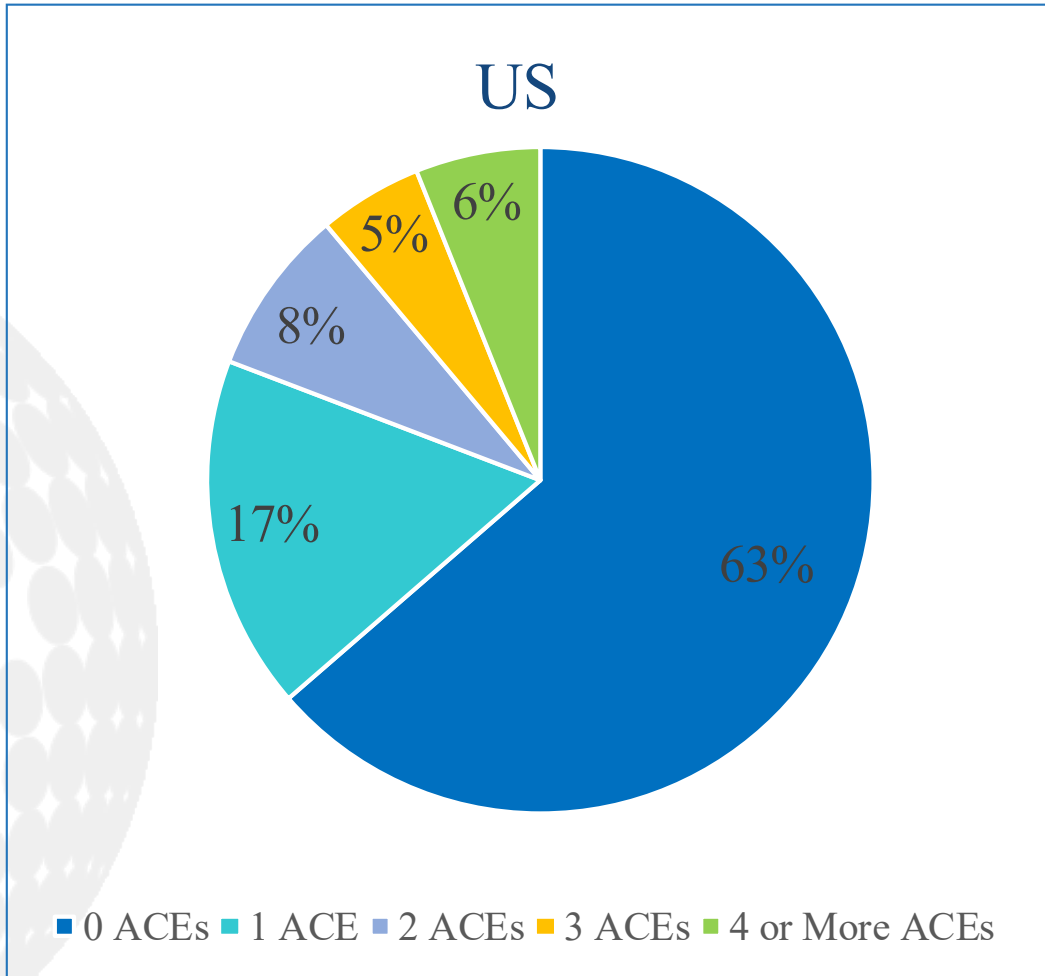
Intimate Partner Violence (Physical) Since March 2020



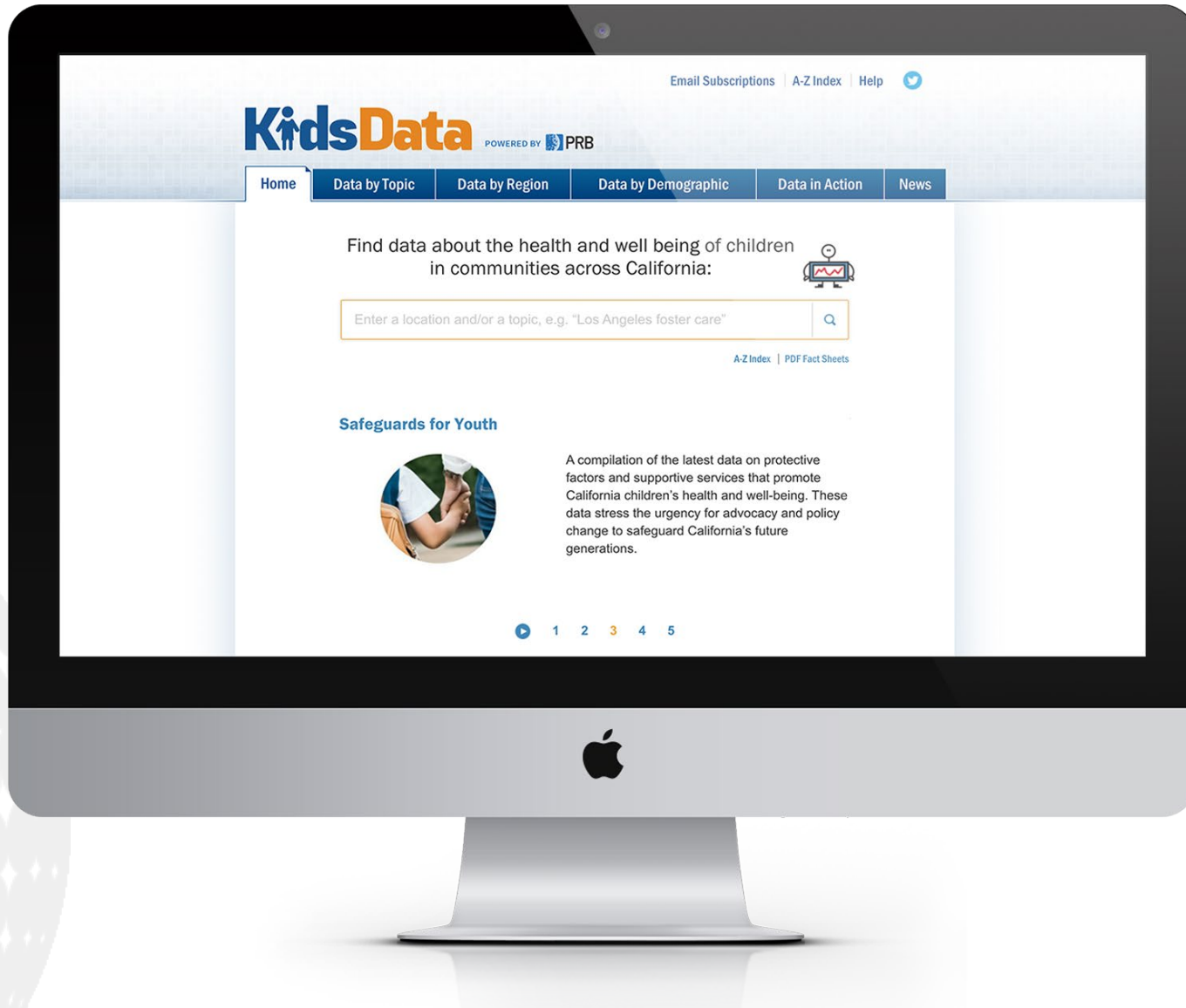
- All Households
- Households without CSHCN
- Households with CSHCN

Adverse Childhood Experiences

Caregivers Reported on Number of ACEs their Oldest Child Ever Experienced



Accessing California Data



KidsData.org

Data by Topic

Data by Region

Data by Demographic

Data in Action

KidsData News



HOPE

HEALTHY OUTCOMES
FROM POSITIVE EXPERIENCES

Spreading HOPE

 **Tufts** Children's
Hospital

THE  FOUNDATION



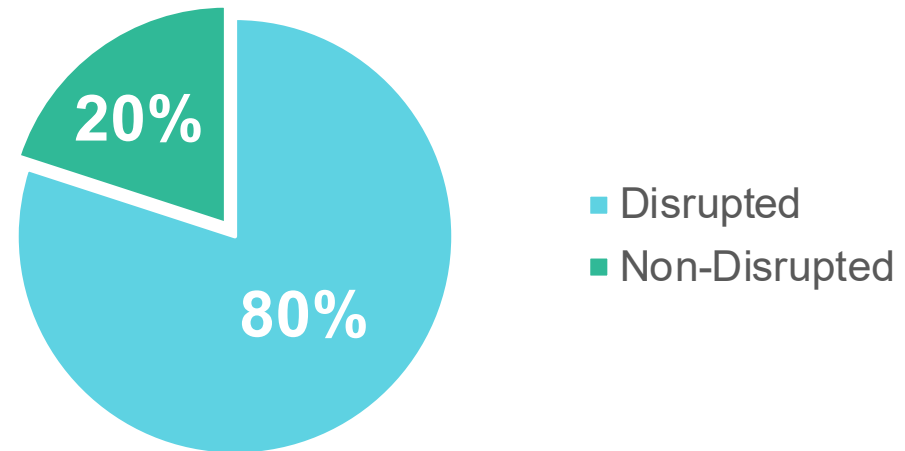
National questionnaire data is being presented in snapshot messages from the AAP.

1

Family Stress and Closeness: Key Points

6 in 10 school-aged children had school closed.

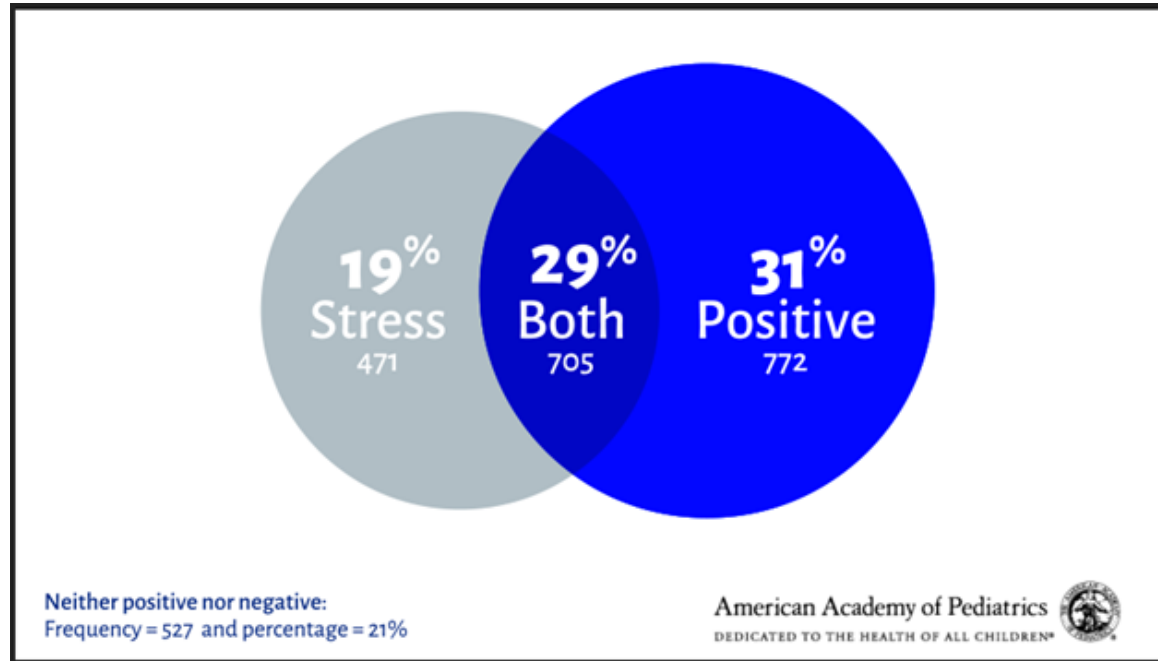
Children experiencing disruptions



n=3000; Parents who reported that their child(ren) had experienced major disruptions to activities since March 2020.

1

Family Stress and Closeness: Key Points



When reporting **stress**, most also report **positive growth**.

1

Family Stress and Closeness: Key Points

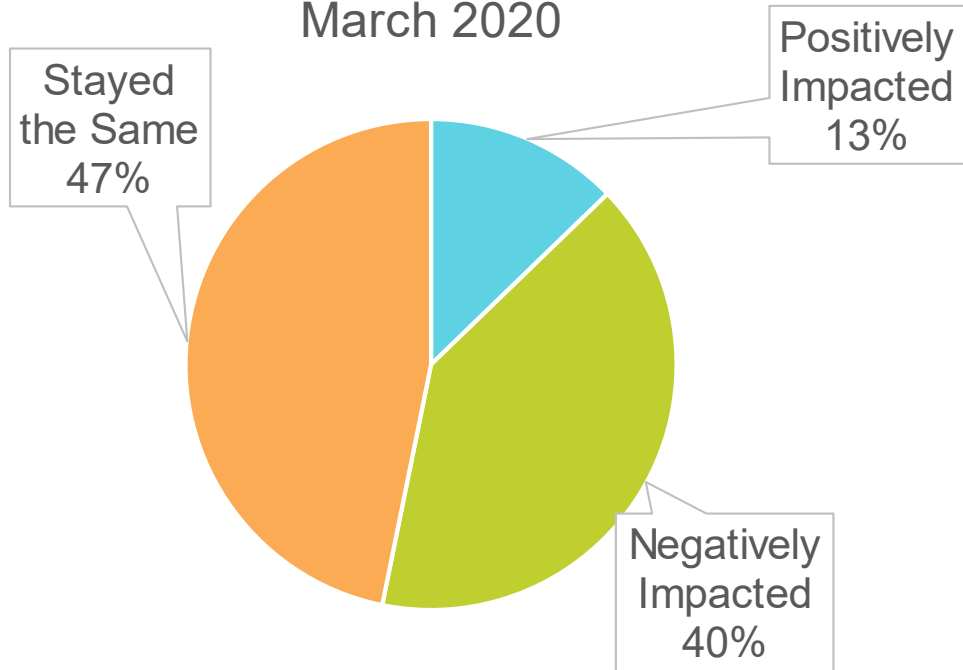
Most U.S. children have experienced disruptions.

School disruptions have caused tension and stress.

Despite this, families have grown closer together!

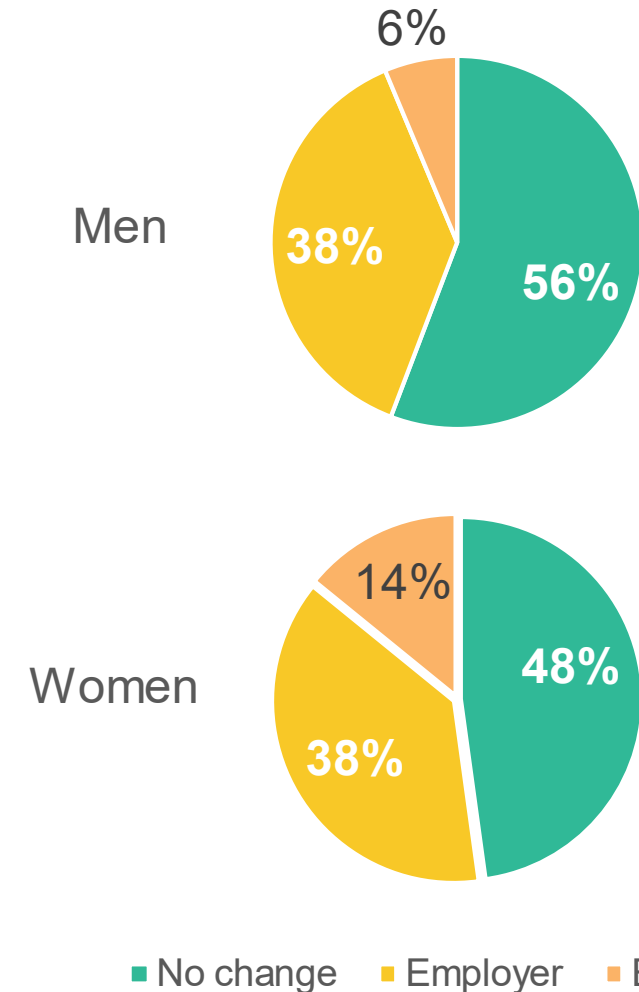
Financial Impacts on Families

Change in household finances since March 2020



Nearly half of families (49%) accessed government resources.

Change in employment since March 2020, by gender



Economic Hardships for Families

Employment loss has affected family life.

Many families rely on government resources.

Financial stress can lead to tension and violence.

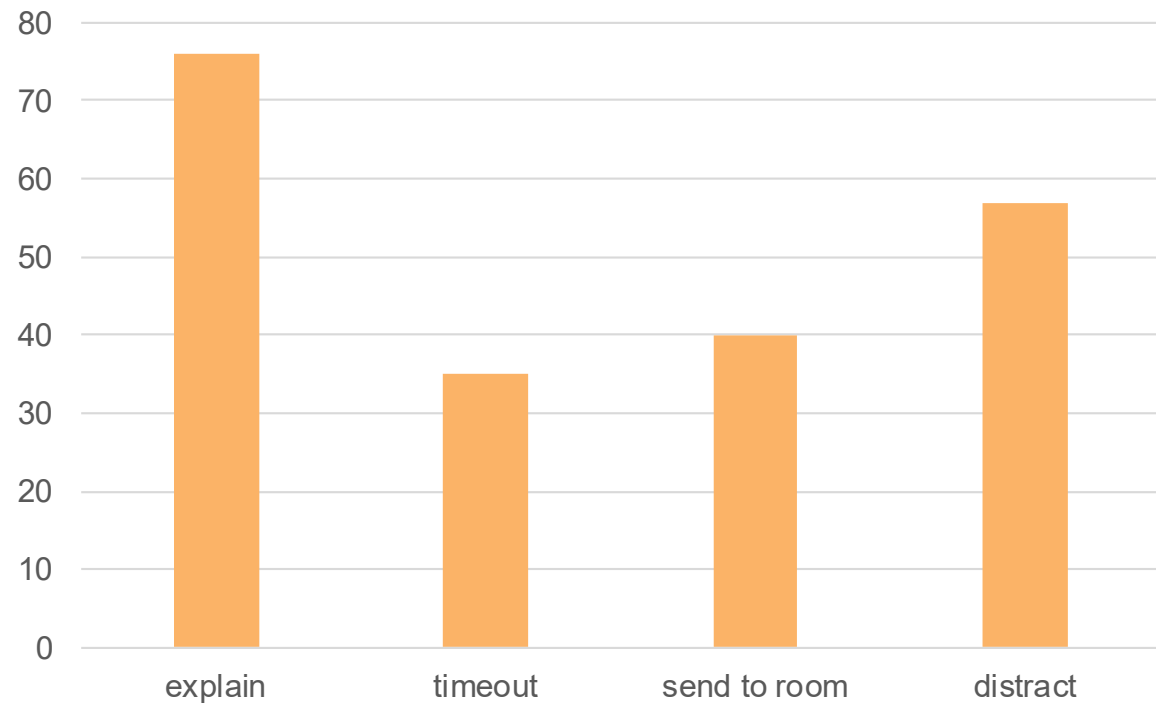
3

Child Discipline during COVID-19

Positive parenting practices are common!

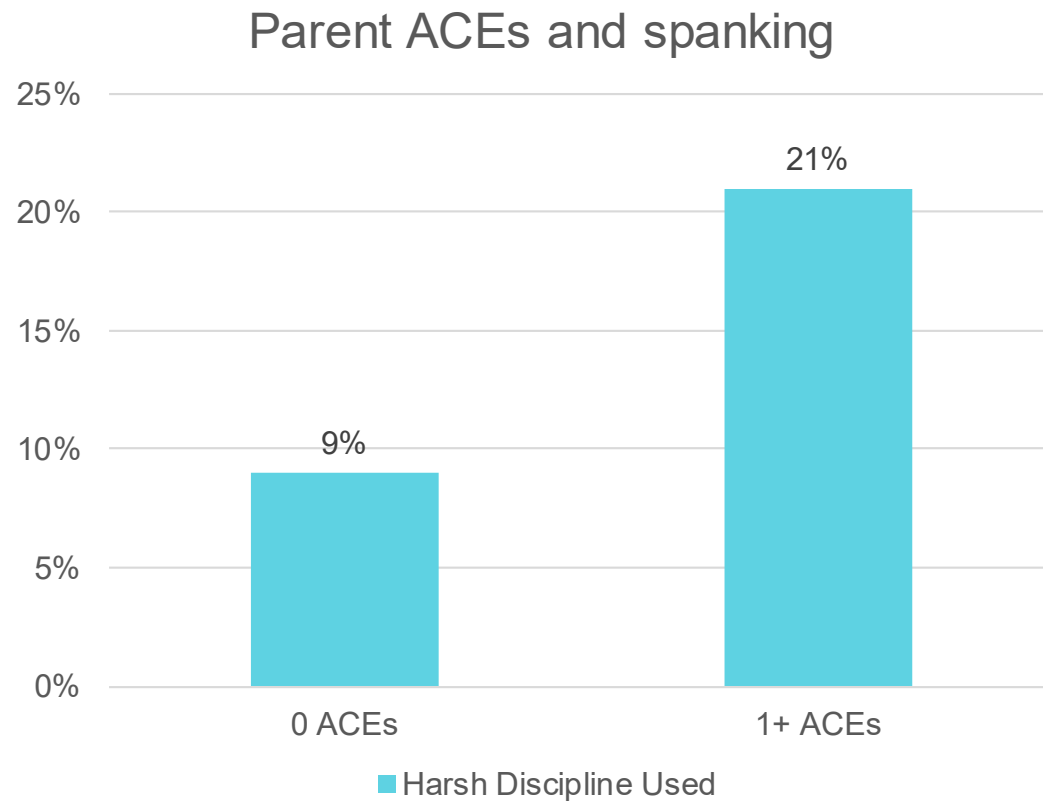
5 of 6 parents did not spank their child.

Discipline Techniques Used in the Last 7 Days

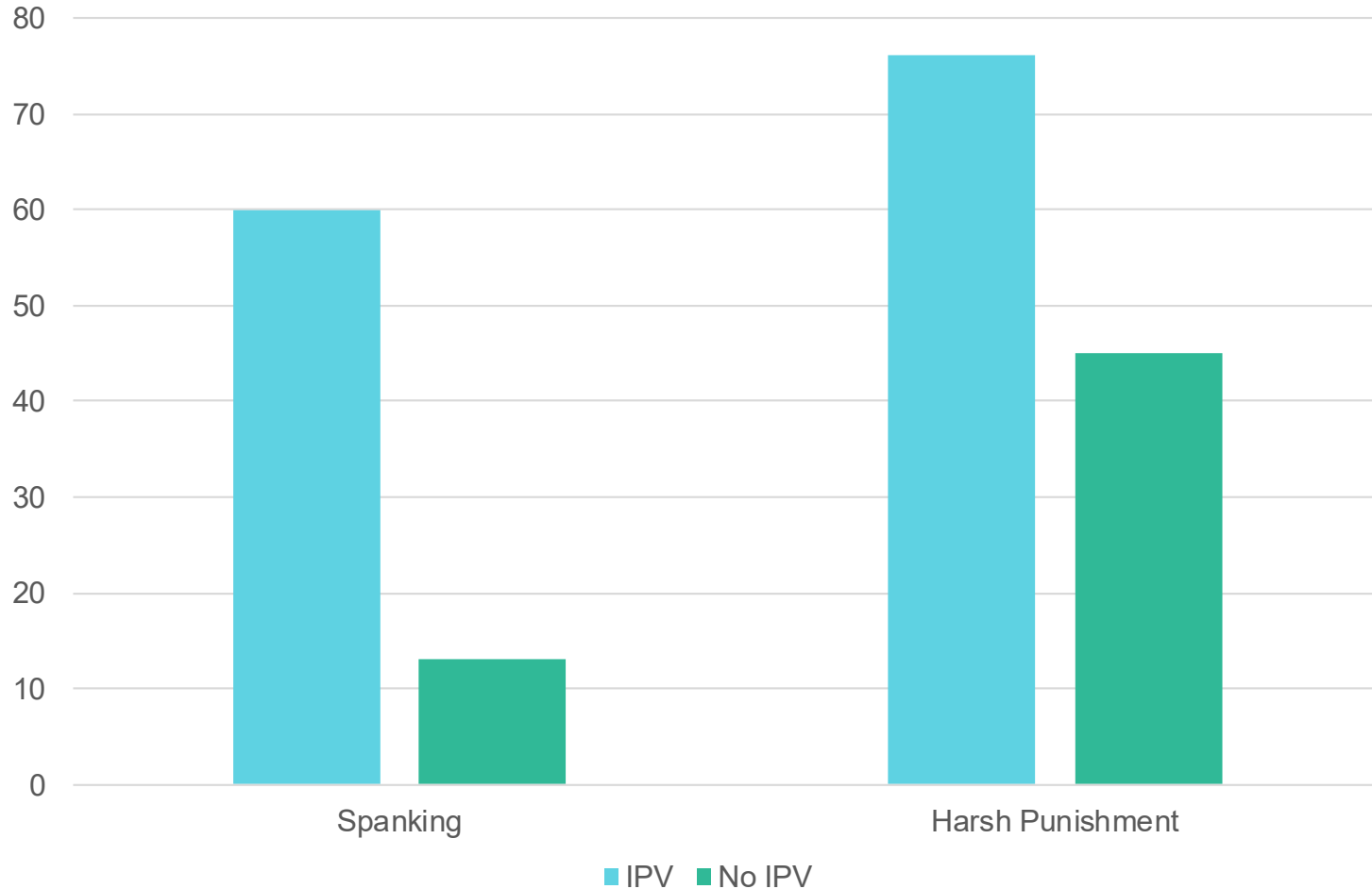


Child Discipline during COVID-19

Parental ACEs score was associated with spanking



IPV and Harsh Discipline



Parental experiences associated with spanking

Parents who felt *nervous or stressed* most or all of the time, or who felt their *difficulties piling up* too much to handle

- spanked their children 20% more often than others, and
- were 14% more likely to use any form of harsh punishment.

Child Discipline during COVID-19: Key Points

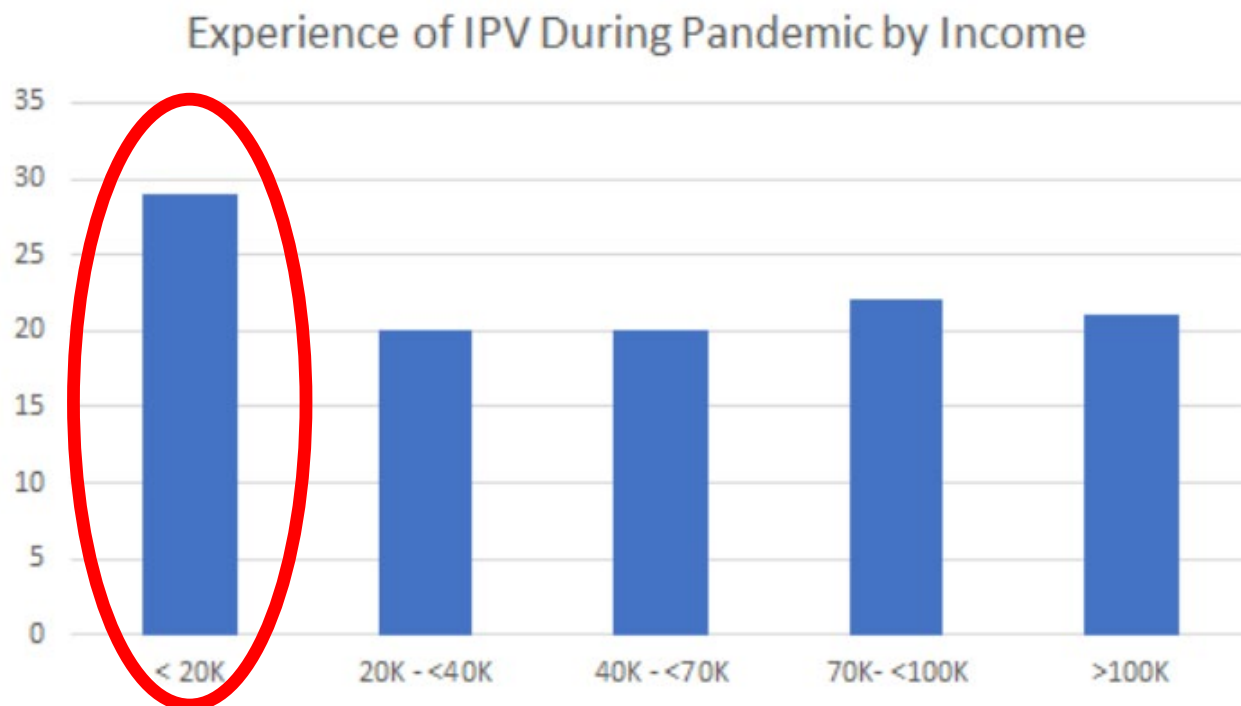
Most parents avoided harsh discipline techniques.

Few parents spanked their children.

Parental circumstances affect child discipline.

4

Intimate Partner Violence (IPV) during COVID-19



Respondents making less than \$20,000/year reported higher IPV.

- Those who experienced IPV:**
- Felt more nervous or stressed
 - Reported more unhealthy coping strategies
 - Reported more spanking

4

Intimate Partner Violence (IPV) during COVID-19

IPV was high for men and women since March 2020.

Financial stress was associated with high IPV.

In homes with IPV, children are at risk.

Thank you!





Spreading HOPE



EMAIL: HOPE@tuftsmedicalcenter.org WEBSITE: positiveexperience.org

Questions?



Provides support and resource referrals to parent and youth during the current COVID-19 pandemic, 7-days a week from 8:00 a.m. to 8:00 p.m.

Call or text 1-855-4APARENT (855-427-2736) for services in English, Spanish and other languages. For more information, please visit:

<https://caparentyouthhelpline.org/>

Resources

- PACEs Connection: acesconnection.com
- KidsData: kidsdata.org
- HOPE: positiveexperience.org

Upcoming CalTrin Trainings

Protective Factors 101

Maureen Durning & Jane Zink, Co-authors of *STRONG: Teaching the Strengthening Families Protective Factor Framework to Parents and Professionals*
Weekly Series: May 6 through June 24

This 8-session webinar series reviews the five protective factors in Strengthening Families Framework: parental resilience, social connection, concrete support in times of need, knowledge of parenting and child development, and social and emotional competence, with opportunities for Q&A throughout.

Upcoming CalTrin Trainings

How Are the Children?: Understanding Poverty Series

Donna Beegle, PhD, Communication Across Barriers

May 18-19, 10 to 11:30 AM (PDT)

Breaking the Iron Cage of Poverty (All Staff)

May 25-26, 10 to 11:30 AM (PDT)

Communicating and Relating More Effectively Across Social Class Barriers (All Staff)

June 9, 10 to 11:30 AM (PDT)

Leadership for Change (Organizational Leaders)

Family-serving organizations will have the most success when they have a deeper understanding of poverty from the perspectives of children and families who live in it. This series provides an insider perspective, along with 30 years of research and best practice, giving participants tools and strategies to improve outcomes for children and families.

Share Your Thoughts!



Survey link:
[tinyurl.com/Family
ExperiencesData](https://tinyurl.com/FamilyExperiencesData)

Thank You!