



# MEDI-CAL BY THE NUMBERS

## HIGH USE

## HIGH COST



### ENROLLMENT & SPENDING ARE GROWING FAST

1 in 3 Californians is enrolled.

ENROLLEES 2013  
8 MILLION



ENROLLEES 2015  
12 MILLION



SPENDING 2012-2013  
\$61 BILLION



SPENDING 2014-2015  
\$90 BILLION

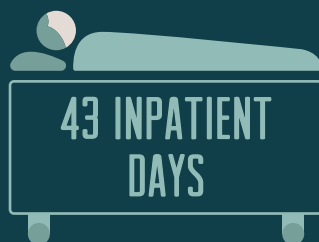
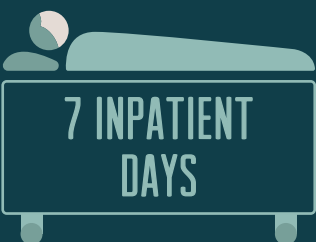


### A SMALL SHARE OF ENROLLEES ACCOUNTS FOR MOST UTILIZATION & COST

ALL ENROLLEES

COSTLIEST 10%

OVERALL SPENDING



11%  
spent on least costly  
50% of enrollees

63%  
spent on costliest  
10% of enrollees

Per 1,000 member months



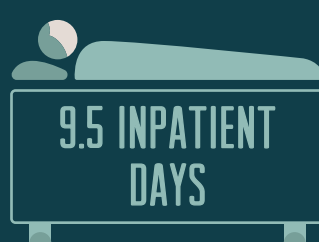
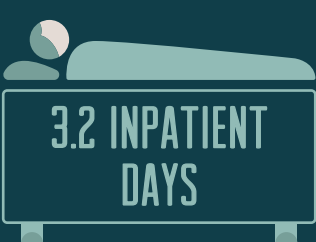
### WHEN CHRONIC ILLNESS & MENTAL/BEHAVIORAL ILLNESS COMBINE, UTILIZATION & COSTS RISE

Of the 5% costliest enrollees, 45% have a serious mental illness.

DIABETES

DIABETES + ALCOHOL/  
DRUGS + MENTAL ILLNESS

ANNUAL SPENDING PER MEMBER



Diabetes

Diabetes + alcohol/drugs

Diabetes + mental illness

Diabetes + alcohol/drugs + mental illness

Annual per member