


A Tale of Two Trees



GROWING COMMUNITY RESILIENCE

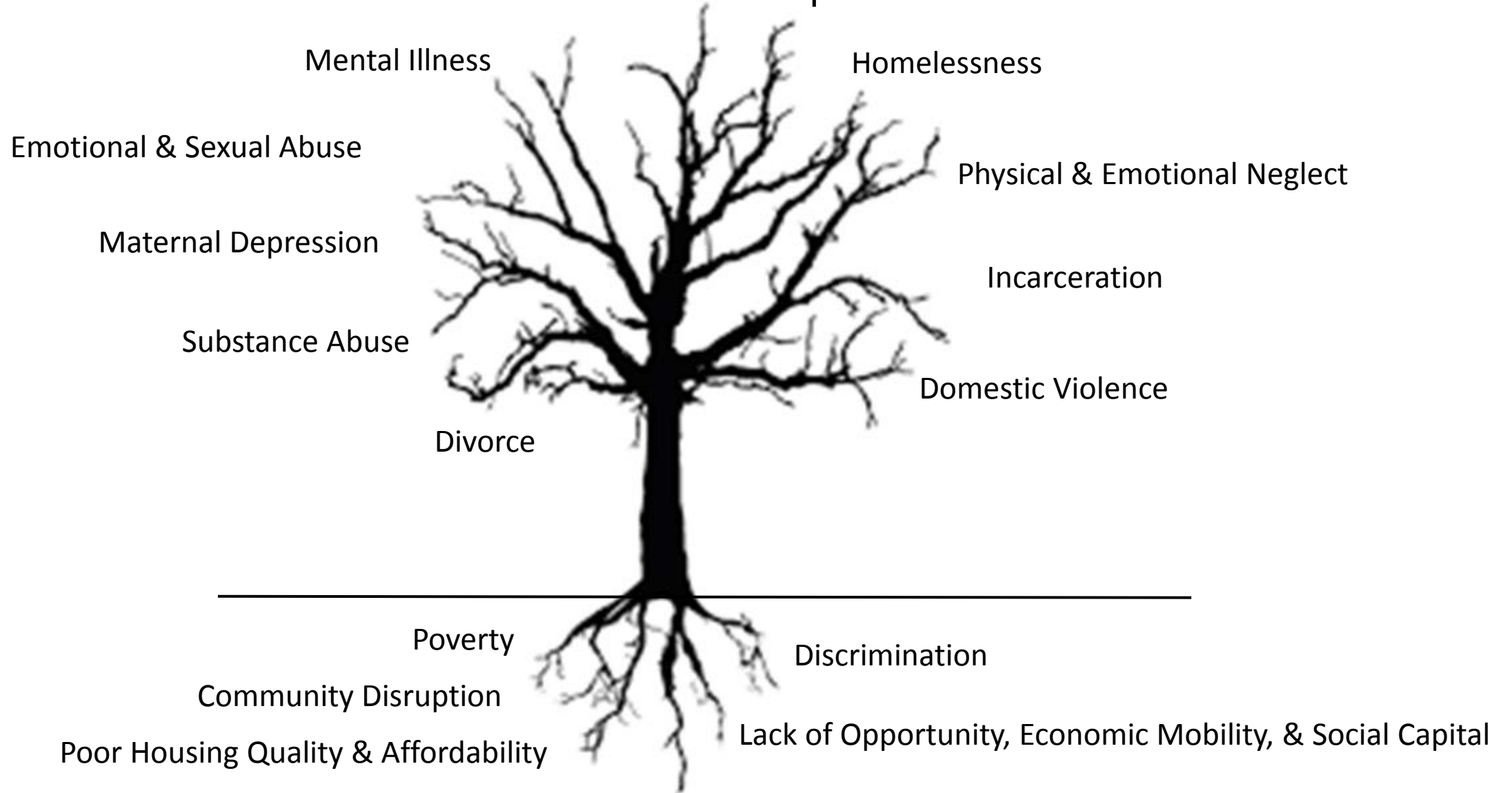
The Issue



Adverse Childhood Experiences & Adverse Community Environments.

In El Dorado County, more than **(HOW MANY?)** children are exposed to a range of adverse childhood experiences – including abuse, neglect, domestic violence or parental depression.

Adverse Childhood Experiences



Adverse Community Environments

Adverse community environments, such as:

- limited economic mobility
- community violence
- associated effects of poverty and joblessness

contribute to – and compound – the adversities experienced within households by children and families.

The Impact





At an individual level:

 delays in learning

 behavioral issues

 physical and mental health conditions

Adverse Childhood Experiences have been linked to-

-  risky health behaviors
-  chronic health conditions
-  low life potential
-  early death

As the number of ACEs increases, so does the risk for these outcomes.

At a community level:

- Poor child and family outcomes
- Lack of economic growth
- Communities in decline

A Possible Solution



Increase resilience by promoting the capacity of individuals, families, and communities to develop, implement and sustain their own solutions to problems in a way that helps them shape and exercise control over their physical, social, economic and cultural environments.

Resilience

Mental Stability

Residence

Emotional & Sexual Intelligence/Protection

Physical & Emotional Security

Maternal Well-being

Freedom

Substance Abuse Prevention

Healthy Relationships

Unity

Affluence

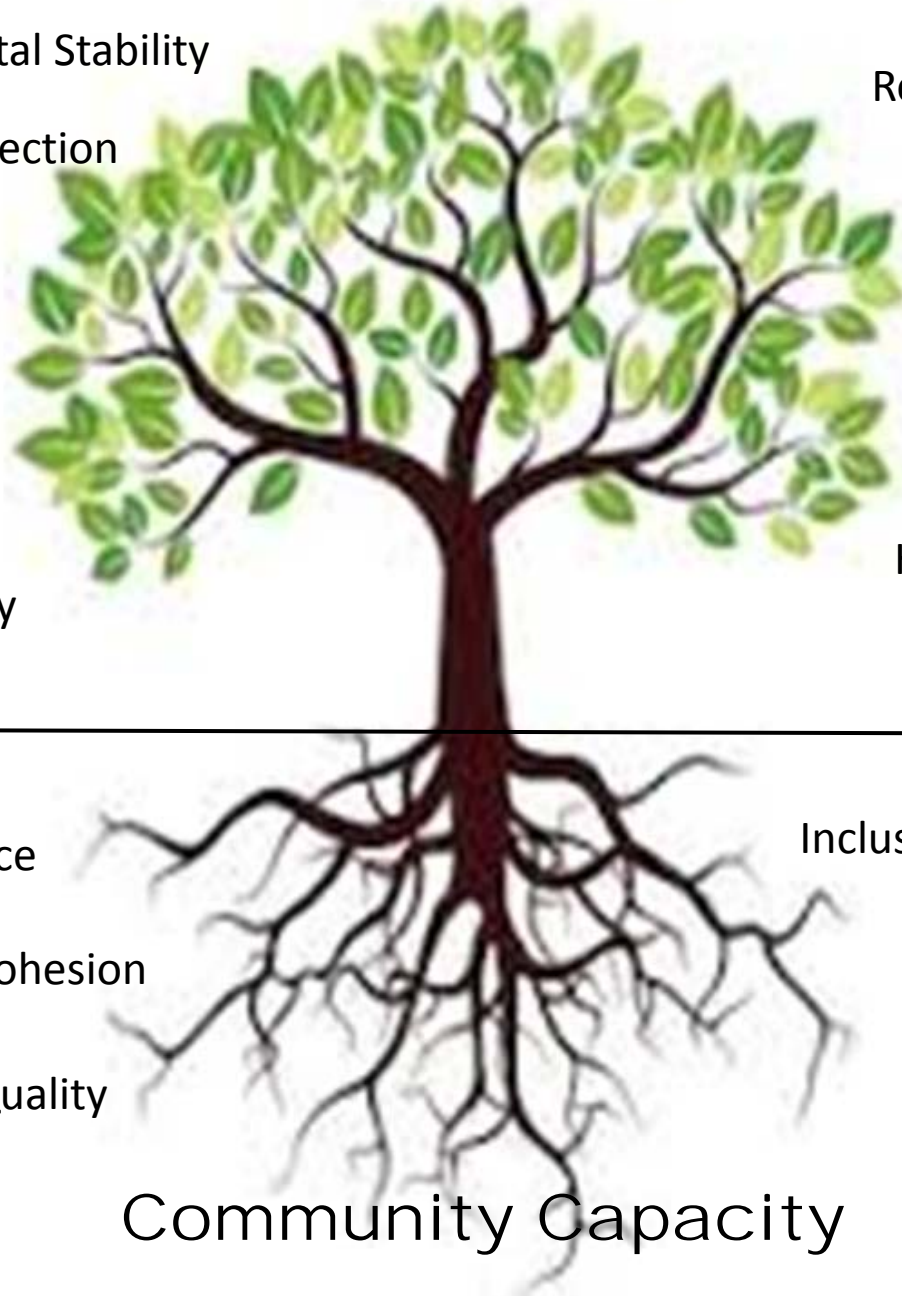
Inclusivity

Community Cohesion

Abundance of Opportunity,
Economic Mobility,
& Social Capital


Adequate Housing Quality
& Affordability

Community Capacity




An Ongoing Invitation

Grow Community Resilience



Focus on resilience as a fundamental strategy to prevent & reduce chronic disease by addressing the root causes of adversity. (Poverty, Discrimination, Poor Housing Quality & Affordability, Community Disruption, & Lack of Opportunity, Economic Mobility, & Social Capital)



Recognize many socially vulnerable populations possess some resilience. (consistently bounce back from daily onslaught of adverse conditions)



Build upon this understanding & aim higher by providing a framework for collaboration & coordination between large systems & community members.



Foster collaboration & develop strategic partnerships.

ACTIVITY

Four Central Components

Continue to:

 create shared understanding of childhood & community adversity

 assess system readiness

 develop cross-sector partnerships

 engage families & residents

Continue bringing together individuals & organizations that impact child and community health.

- health departments/health systems (including hospitals and clinics)
- social services
- community-based organizations
- government